



NATIONAL CENTER FOR  
CHARITABLE STATISTICS

# Using Urban Institute Data Tools

Tom Pollak  
Program Director

National Center for Charitable Statistics  
at the Urban Institute

American Humanities Management/Leadership Institute  
January 5, 2009



# Introduction

- **NCCS is repository of IRS data on nonprofit organizations; regular research reports, Almanac on dimensions of sector**
- **NCCS created 1981; later, part of Independent Sector's research division**
- **Moved to Urban Institute in 1996 – Nonpartisan economic & social policy research organization, 10 policy centers, 350 staff**
- **NCCS is part of Urban's Center on Nonprofits and Philanthropy**



# Building the Nonprofit Data Infrastructure

- **Collecting & standardizing IRS data; helping practitioners work with information**
  - ***990 Online*** - completing your 990 & 990-N
  - **Outcome measurement tools**
  - **Fundraising Effectiveness Project**
- **Providing guides and resources to make the data accessible to researchers, policymakers & practitioners**
  - **KnowledgeBase & FAQs**
  - **Statistics and data online**



# Research & Statistics

- *Nonprofit Almanac 2008*  
Two earlier versions in collaboration with Independent Sector.
- Overhead Cost Study: 990 analysis, 1,500 respondent survey & case studies
- Other analyses for Giving USA, international development orgs, press queries, policy-makers
  - Supporting organizations
  - Advocacy organizations
  - Arts organizations



# Nonprofit Organizations

- **2.3 million organizations in our Master List of Nonprofit Organizations (1989-present)**
- **All “registered” tax exempt organizations -- Business Master Files from IRS -- 1.5 mil. (Dec. 2008)**
- **IRS Forms 990/990-PF filers in 2006**
  - 327,000 - public charities
  - 88,000 - private foundations
  - 129,000 - other exempt organizations



# 1995 – 2005: Overview

- **42% of public charities filing 990s in 2005 are new since 1995**
- **23% that filed in 1995 no longer file**
- **Result:**  
**Steady 5% net growth in number of public charities filing IRS Form 990s**



# 1995 – 2005: Finances

## Public Charities

- Total revenue grew by 95% (current \$)
- Earned “program service revenue” grew by 89%
- Gov't grants by 118%
- Private contribs. by 132%
- Total assets 105%
- Net assets 137%

## US Economy & Popul.

- Inflation 28%
- GDP growth (current \$) 68%
- Population 11%
- NY Stock Exchange Composite 122%



# 1995 to 2005: Individual Orgs

- **166,000 non-supporting public charities in 1995**
- **“Died”**
  - No longer registered: 11.7%
  - No longer filing a 990: 11.1%
- **Shrinking or stagnant**
  - Expenses less than 80% of 1995 level: 8.9%
  - Expenses 80 – 128%: 15.5%
- **Slight to moderate growth 128 – 200%: 23.8%**
- **Strong growth 200 – 400%: 19.9%**
- **“Nonprofit Googles” (400+%): 9.2%**
- **Bottom lines:**
- **23% failed, 24% stagnant or shrinking**



# Does One Size Fit All?

- **Different size organizations**
- **Different fields or industries have different financial and programmatic dynamics**
  - Steady base of funding
  - Many small funders, sales
  - Dependent on a few major funders
- **Program dynamics**
  - Widgets vs. “one-offs”
  - Human resource challenges: volunteer vs. staffed



# Other Frameworks

- **Service delivery – traditional health and human service**
- **Entrepreneurial – social entrepreneur's grand idea**
- **Community-based – PTAs, congregations**
- **Expressive – artistic, faith-based**
- **Advocacy & social change**
  - Also see Frumkin; Milofsky (unpublished)



# Different Funding Strategies

% of Public Charities That Receive At Least 80% of Revenue  
from One Source

<b>Government Grants</b>	<b>8.3%</b>
<b>Private Contributions</b>	<b>23.2%</b>
<b>Program Service Revenue</b>	<b>23.2%</b>
<b>Investments</b>	<b>3.5%</b>
<b>Diverse funding sources</b>	<b>41.8%</b>




# Improving Data Quality

- **Electronic Filing of 990s – 15,000 returns created – and state e-filing**
- **Fundraising Effectiveness Project**
- **Annual IRS-NASCO Form 990 Meeting**
- **Overhead Cost Study & other research**
- **Classification of organizations & programs**
- **Fundraising Effectiveness Project**
- **IRS Form 1023 Cyber Assistant project to help organizations file for exemption**
- **Regular consultation with IRS staff in SOI research and Exempt Organizations divisions**



# E-Filing with 990 Online

More  
than  
15,000  
returns  
created  
to-date

 **form990.org**  
Electronically File your Form 990 and State Registration Forms

Quick Jump Form 990 Schedule A Schedule B IRS Forms & Instructions Logout

Form 990 (Page-1, Part-I)  
Revenue Details

Save Changes Click this button to save changes before jumping to another page.

Revenue Item	Details	Total
1 a Direct public support	1a 1,000	
b Indirect public support	1b 2,000	
c Government grants & contributions	1c 4,000	
1 d Contributions, gifts, grants, and similar amounts received		1d 7,000
Noncash contributions	0	
Cash contributions (Cash + noncash = 1d)	7,000	
2 Program service revenue including government fees and contracts		2 12,232
3 Membership dues and assessments		3 5,543
4 Interest on savings & temporary cash investments		4 2,222
5 Dividends & interest from securities		5 0
6 a Gross rents	6a 0	
b Rental expenses	6b 0	
c Net rental income		6c 0
7 Other investment income	Attach	7 0
8 Sale of Assets other than Inventory	Attach	

## NCCS Web Tools



### Overview

NCCS Nonprofit Overview - Start here.

Summary Tables

Top 10 Lists ... by expenses, assets, or type

Largest & Sample of Orgs, by IRS Subsection (All

Table Wizards - Customize standard tables



### Geographic Focus

Geo Search **(Beta)**

State Tables

Largest Public Charities by State

NCCS County Browser - List foundations & other organizations.



### Learn More

NCCS KnowledgeBase

NCCS FAQs

NCCS Wiki

Learning Modules

Data Dictionaries



### Categorizing and Classifying Organizations

NTEE Purpose/Activity Codes

Public Charities

Private Foundations

Other Exempt Organizations: 501(c)(4), (5)s & more

Program-Level Classification



### Search for Specific Organizations

Search Active Organizations

Search Active and Inactive Organizations (NCCS Master List)

Search Form 990 Images



### Advanced Tools

(Registration required)

Data Web: [Version 1](#) - [Version 2 \(Beta\)](#) - [New Version \(Dev\)](#)

[Freehand Report Writer](#) - SQL knowledge required

[Largest & Sample of Organizations, with Custom Filters](#)

[Custom List Management](#)

[EON Advanced NTEE Classification Tool](#)

 **NCCS Web Tools****Overview**

**NCCS Nonprofit Overview** - Start here.

**Summary Tables**

**Top 10 Lists** ... by expenses, assets, or type

**Largest & Sample of Orgs, by IRS Subsection (All)**

**Table Wizards** - Customize standard tables

**Geographic Focus**

**Geo Search**

**State Tables**

**Largest Public Charities by State**

**NCCS County Browser** - List foundations & other organizations.

**Learn More**

**NCCS KnowledgeBase**

**NCCS FAQs**

**NCCS Wiki**

**Learning Modules**

**Data Dictionaries**

**Categorizing and Classifying Organizations**

**NTEE Purpose/Activity Codes**

**Public Charities**

**Private Foundations**

**Other Exempt Organizations: 501(c)(4), (5)s & more**

**Program-Level Classification**

**Search for Specific Organizations**

**Search Active Organizations**

**Search Active and Inactive Organizations (NCCS Master List)**

**Search Form 990 Images**

**Advanced Tools****(Registration required)**

**Data Web: Version 1 - Version 2 (Beta) - Ver. 3 (under dev.)**

**Freehand Report Writer** - SQL knowledge required

**Largest & Sample of Organizations, with Custom Filters**

**Custom List Management**

**EON Advanced NTEE Classification Tool**

## Public Charities --- NTEE = J22 (Job Training)

NTEE Code = J22

Number of organizations reporting assets or income: 1,207. Gross Receipts=\$2,699,917,026. Assets=\$2,134,488,240

### Largest Organizations (by Gross Receipts) (J22)

	Sum.	990	Organization	Gross Receipts	Total Assets
1			<a href="#">Philadelphia Workforce Development Corporation</a> (Philadelphia, PA)	138,456,542	35,107,239
2			<a href="#">Doe Fund Inc</a> (New York, NY)	112,933,037	28,029,562
3			<a href="#">Dallas County Local Workforce Development Board</a> (Dallas, TX)	91,696,729	8,396,473
4			<a href="#">W E Upjohn Unemployment Trustee Corporation</a> (Kalamazoo, MI)	81,795,551	169,868,255
5			<a href="#">Park University Enterprises Inc</a> (Overland Park, KS)	68,165,129	34,025,683
6			<a href="#">Mexican American Opportunity Foundation</a> (Montebello, CA)	54,113,217	12,327,518
7			<a href="#">League 1199 Seiu Training and Upgrading Fund</a> (New York, NY)	53,397,542	41,632,262
8			<a href="#">Upper Rio Grande Workforce Development Board Inc</a> (El Paso, TX)	52,049,773	8,501,971
9			<a href="#">Lions Clinic for the Blind Inc- Raleigh</a> (Raleigh, NC)	32,333,657	24,956,527
10			<a href="#">North Texas Human Resource Group</a> (Denton, TX)	31,844,821	2,327,757

### Largest Organizations (by Total Assets) (J22)

	Sum.	990	Organization	Gross Receipts	Total Assets
1			<a href="#">W E Upjohn Unemployment Trustee Corporation</a> (Kalamazoo, MI)	81,795,551	169,868,255
2			<a href="#">Delancey Street Foundation</a> (San Francisco, CA)	27,165,968	91,873,435
3			<a href="#">League 1199 Seiu Training and Upgrading Fund</a> (New York, NY)	53,397,542	41,632,262
4			<a href="#">Philadelphia Workforce Development Corporation</a> (Philadelphia, PA)	138,456,542	35,107,239
5			<a href="#">Park University Enterprises Inc</a> (Overland Park, KS)	68,165,129	34,025,683
6			<a href="#">Doe Fund Inc</a> (New York, NY)	112,933,037	28,029,562
7			<a href="#">Center for Employment Training</a> (San Jose, CA)	26,811,687	26,811,687

## NCCS Login

User Name: Password: 

## Why Register?

Registration gives you access to advanced features and the ability to change NTEE codes (approved users only). Some of the advanced features include the following;

### Data Web

The Data Web lets you create your own custom reports in any format you'd like, view individual records, and more.

### Custom Lists

Custom Lists provide a powerful tool for creating custom subsets of organizations for using in survey work or crossing geographic or activity boundaries.

### Saved Reports and Filters

Registered users can save their filters and report formats for later use with new databases.

### Data Extracts

Data extracts permit you to download variables or files in a variety of standard database and stat software formats.

### Freehand SQL Reporting

Users familiar with SQL querying language can write their own custom queries.



# Ways to Use NCCS Data

- **As primary source for quantitative analysis**
- **As sampling frame for survey research**
- **Combine with other data from Econ. Census, associations like Amer. Hosp. Ass'n & performing arts umbrella groups, or gov't sources like hospital, nursing home listings**
- **Jumping-off point for qualitative analysis (case studies, history of an industry):  
Pick an industry, look at mix of org. purposes, founding dates, programs...**



# Ways to Use NCCS Data: Basic Indicators

- **Revenues (private contributions, gov't grants, earned operating income, investment income) and expenses of organizations**
- **Assets, endowments, liabilities, net assets**
- **Births and deaths of organizations**
- **Ratio expenses to net assets, solvency & liquidity measures**
- **Org. activity and wealth in relation to GDP and population growth**
- **Individual-level contributions (itemizers only) by zipcode, county, state**
- **Industry concentration ratios**



# Ways to Use NCCS Data: Geography

- **Compare states; MSAs; rural, suburban, and center city counties and zipcodes; addresses for GIS mapping**
- **Is “social capital” evenly distributed?**
- **Cities that attract “creative class” are more successful economically: What is role of nonprofit sector (arts, educ., etc.)?**
- **What is impact of large education or health care institutions on the nonprofit community? Competing for scarce resources? Complementing?**



# Ways to Use NCCS Data: Industries

- **Trends: 1989-2004/5 for population of 990 filers, private foundations, registered organizations**
- **1982-2003 data for largest orgs.**
- **Industry concentration ratios: dominance of large organizations?**
- **Mix of nonprofits, for-profits & gov't in the arts, human services, health care...**
- **Financial health of private higher education?**
- **Advocacy trends: the environmental movement?**



# Ways to Use NCCS Data: Major Policy Issues

- **Role of nonprofit vs. for-profit hospitals?**
- **Excessive executive compensation?**
- **Increased use of outsourcing?**
- **Do nonprofits need subsidies or access to funding through tax-exempt bonds for purchasing their own spaces?**
- **What types of organizations are benefiting from growth of individual contributions?**
- **How often do organizations contract with board members or their employers? (COMING SOON)**



# Ways to Use NCCS Data: Our Tools

- **Statistics**
- **NCCS Data Web**
  - **Table Builder** – sophisticated parametric & nonparametric statistics, customize up to 3 levels of row groupings, calculated fields (ratios), user-defined free-form filters
  - **Extract Data** – SAS, SPSS, Access
- **Classification**
  - **NTEE organization-level classifications** (600+ categories, 1.9 mil. Organizations)
  - **NPC program-level classifications** (1m. Programs)
  - **Online classification tool**
- **Organization or 990 Image Search**
- **Geo Search**




# Classification

- NTEE organization-level classification
  - 1.9 million organizations
  - National Taxonomy of Exempt Entities
  - Purpose, type and major function of orgs.
  - Translates to federal government's more general NAICS codes
- Nonprofit Program Classification (NPC)
  - Program level activity codes
  - 1 million + programs
  - NCCS implemented using auto-coding systems



# Classification Tools

- Artificial intelligence Rules System
- Computer-Assisted Web-Based EON
- Online “Google-like” NTEE/NPC Search

 **NCCS** NATIONAL CENTER FOR CHARITABLE STATISTICS

NCCS - Search NTEE Definitions

Search:

Search

☒ Include all details? - ☐ List codes & names only?  
[View all codes](#) - [Help](#) - [NTEE](#) - [NPC](#)

Number found for 'HOMELESS': 5

**D20 - Animal Protection & Welfare** (NAICS: 813)  
Organizations such as animal shelters that provide for the humane care, protection and control of animals and which investigate instances of cruelty to animals.  
  
**Key words:** Adopt-A-Burro; Adopt-A-Greyhound; Adopt-A-Horse; Adopt-A-Race Horse; Alligator Control; Animal Adoption; Animal Control; Animal Lost & Found; Animal Population Control; Animal Protection ; Animal Rescue; Animal Shelters; Animal Welfare; ASPCA; Coyote Control; Cruelty to Animals; Deer Control; Domestic Animal Protection; Domestic Animal Welfare; Equine Rescue; Farm Animal Protection; Farm Animal Welfare; Farm Animals Sanctuaries; Foster Care for Animals; Found Pets; Greyhound Adoption; Greyhound Rescue; **Homeless** Animals; Horse Sanctuaries; Humane Societies; Lost Animals; Lost Pets; Missing Pets; Pet Adoption; Pet Cemeteries; Pet Reunification; Predator Control; Prevention of Cruelty to Animals; Rabbit Rescue; Snake Control; Spaying & Neutering; SPCA; Stray Animal Assistance; Unwanted Animals; Unwanted Pets  
  
**Scope notes:** *Includes:* Animal population control.  
  
**Examples:** *Affiliate Organizations:* American Society for the Prevention of Cruelty to Animals; Greyhound Pets of America

**K35 - Soup Kitchens** (NAICS: 624)  
Organizations that provide meals in a central location for indigent people.  
  
**Key words:** **Homeless** Meals; Meals for Homeless People; Soup Kitchens

**L40 - Temporary Housing** (NAICS: 721)  
Organizations that provide a temporary place to stay for newcomers, travelers, people who are in crisis, or **homeless** individuals in the community.  
  
**Key words:** Bridge Housing for **Homeless** People; Emergency Housing; Hostels; Temporary Accommodations; Transitional Housing; Transitional Living Centers; Transitional Shelter; Youth Hostels

## NCCS - Search Active Organizations

[Search Again](#) - [Advanced Search](#) - [Custom lists](#) - [Tools](#) - [Feedback](#) - [Logout](#) **tpollak**

Enter information on the organization(s) you wish you to find in the boxes below.

Name:	<input type="text"/>	
How should the name be searched?	<input type="text" value="Include anywhere in the name"/> ▼	
Location: (5-digit zipcode, county ("... County"), city)	<input type="text"/>	
State:	<input type="text" value="Indiana"/> ▼	
Organization type:	<input type="text" value="All organizations"/> ▼	<input type="checkbox"/> Limit to current 990 filers?
NTEE purpose/activity code:	<input type="text" value="A65"/>	<a href="#">Click here to list or search.</a>
Federal Employer ID Number (EIN) (hyphen optional):	<input type="text"/>	
Sort or Order by	<input type="text" value="Total revenue"/> ▼	
Show custom list: (registered users only)	<input type="text"/> ▼	
Search on draft codes?	<input type="checkbox"/>	
(admin) NPC codes: List:	<input type="text"/> ▼	
(admin) NPC codes: Look up:	<input type="text"/>	<a href="#">Search</a> <input type="checkbox"/> Include subcategories?
<input type="button" value="Submit"/> <input type="button" value="Reset"/>		

## NCCS - Search Active Organizations

[Search Again](#) - [Advanced Search](#) - [Custom lists](#) - [Tools](#) - [Feedback](#) - [Logout](#) **tpollak**

**Number found: 92** - Click on any line in the list of results to view the return.

Tag Organizations (assign tags)  -  Which records? -

	Most Recent Tax Period	EIN	Name	State	Rule Date	IRS Sub-section	Total Revenue	Total Assets	990 Image	EON
<input type="checkbox"/>	2006	237099138	<a href="#">Jewish Community Center Association of Indianapolis Incorporated</a>	Indianapolis, IN	1947	03	6,687,647	3,228,054	<a href="#">990</a>	<a href="#">P28</a>
<input type="checkbox"/>	2005	237204495	<a href="#">The John H Boner Community Center Inc John H Boner Community Center</a>	Indianapolis, IN	1985	03	3,820,969	4,222,167	<a href="#">990</a>	<a href="#">P28</a>
<input type="checkbox"/>	2006	350868954	<a href="#">Mary Rigg Neighborhood Center Incorporated Mary Rigg Neighborhood Center</a>	Indianapolis, IN	2004	03	2,239,315	3,120,070	<a href="#">990</a>	<a href="#">P28</a>
<input type="checkbox"/>	2005	351738809	<a href="#">Fay Biccard Glick Neighborhood Center at Crooked Creek</a>	Indianapolis, IN	1985	03	1,529,047	3,719,566	<a href="#">990</a>	<a href="#">P28</a>
<input type="checkbox"/>	2005	351318068	<a href="#">Southeast Community Services Inc Southeast Community Center</a>	Indianapolis, IN	1985	03	1,046,356	5,314,471	<a href="#">990</a>	<a href="#">P28</a>
<input type="checkbox"/>	2007	351072577	<a href="#">Edna Martin Christian Center</a>	Indianapolis, IN	2003	03	666,492	582,048	<a href="#">990</a>	<a href="#">P28</a>
<input type="checkbox"/>	2005	351420208	<a href="#">Forest Manor Multi Service Center Inc Forest Manor Multi Service Center</a>	Indianapolis, IN	1985	03	613,045	265,088	<a href="#">990</a>	<a href="#">P28</a>
<input type="checkbox"/>	2005	351997686	<a href="#">Healthy East Chicago Inc</a>	East Chicago, IN	1997	03	602,987	3,853,057	<a href="#">990</a>	<a href="#">P28</a>
<input type="checkbox"/>	2006	351518699	<a href="#">Golay Community Center Inc</a>	Cambridge Cty, IN	1982	03-pf	573,393	2,198,220	<a href="#">990</a>	<a href="#">P28</a>
<input type="checkbox"/>	2006	351861737	<a href="#">Dearborn Adult Center Inc</a>	Lawrenceburg, IN	1993	03	427,053	929,494	<a href="#">990</a>	<a href="#">P28</a>
<input type="checkbox"/>	2005	237181634	<a href="#">United Neighborhood Organizations Inc</a>	East Chicago, IN	1972	03	420,768	80,364	<a href="#">990</a>	<a href="#">P28</a>
<input type="checkbox"/>	2006	743056968	<a href="#">Shalom Community Center Inc</a>	Bloomington, IN	2002	03	389,314	90,358	<a href="#">990</a>	<a href="#">P28</a>

1. Name & EIN	<b>Fay Biccard Glick Neighborhood Center at Crooked Creek</b> (351738809) -- <a href="#">Google</a>
2. Street	2990 W 71st St
3. Location	Indianapolis, IN
4. County	Marion County, IN
5. Ruling date (approx. year when founded)	1985
6. IRS type	501(c)(3) - Public charity: Religious, educational, charitable, scientific, and literary organizations...
7. Legal basis for public charity or private foundation status (FNDNCD)	15 - Organization with a substantial portion of support from a governmental unit or the general public
8. NTEE	P28 - Neighborhood Centers
9. Most recently completed fiscal year (TAXPER)	12/2006
10. Gross receipts	\$980,682
11. Total assets	\$4,034,643

#### Organization Purpose & Programs

12. Purpose (c.2006)	To promote civic, social and personal responsibility by providing services to individuals and families.
13. Program 1 (c.2006)	Access services provide a food pantry utility and rental assistance food stamp enrollment insurance opportunities counseling and holiday assistance. (\$142,746)
14. Program 2 (c.2006)	General social development services offer classes mentorship programs, and social activities to promote cultural diversity and individuality (\$111,149)
15. Program 3 (c.2006)	School age child care services provide early childhood education afterschool programs summer day camps and teen opportunity programs. (\$54,577)

#### Links

16. View 990, 990-EZ or 990-PF	<a href="#">2006</a> <a href="#">2005</a> <a href="#">2004</a>
17. Edit NTEE	<a href="#">EON</a>
18. <b>Contact</b>	Marti Rugh, Chairman (salary: \$0, benefits: \$0)

**FAY BICCARD GLICK NEIGHBORHOOD CENTER AT CROOKED CREEK** (Indianapolis, IN - EIN: [351738809](#))



**NTEE** [P28 - Neighborhood Centers](#)  
**Confidence** [Hi](#)  
**NTEE source** [BEST](#)  
**Total revenue** [\\$1,529,047 \(2005\)](#)  
**IRS Activ. code:** [Fundraising](#)

**Purpose (c.2006):** To promote civic, social and personal responsibility by providing servicesto individuals and families.

1	Access services provide a food pantry utility andrental assistance food stamp enrollment insuranceopportunities counseling and holiday assistance. (c.2006)	\$142,746 - <b>46%</b>
	<a href="#">+O40 - Families</a> <a href="#">K03.02 - Food Distribution</a> <a href="#">K03 - Food</a> <a href="#">P03 - Emergency Assistance</a> <a href="#">P03.02 - Holiday Assistance</a>	<a href="#">P03.05 - Temporary Financial Aid</a> <a href="#">K01 - Food, Agriculture &amp; Nutrition, General/Other</a> <a href="#">L06.03 - Housing Expense Assistance</a> <a href="#">P04 - Family-Based Services</a>
2	General social development services offer classesmentorship programs, and social activities to promotecultural diversity and individuality (c.2006)	\$111,149 - <b>36%</b>
	<a href="#">R04 - Intergroup Relations</a>	
3	School age child care services provide early childhoodeducation afterschool programs summer day camps andteen opportunity programs. (c.2006)	\$54,577 - <b>18%</b>
	<a href="#">+A10 - Children &amp; Youth (0-19 years)</a> <a href="#">N03 - Camping</a>	<a href="#">P02.03 - Child Care</a> <a href="#">B04.03 - Afterschool Enrichment</a>

**Possible NTEE Codes**

<a href="#">K31 - Food Banks &amp; Pantries</a> <a href="#">P33 - Child Day Care</a> <a href="#">P58 - Gift Distribution</a> <a href="#">P20 - Human Service Organizations</a> <a href="#">B19 - Education: Support N.E.C.</a> <a href="#">B11 - Education: Single Organization Support</a> <a href="#">F32 - Community Mental Health Centers</a> <a href="#">P28 - Neighborhood Centers</a> <a href="#">Y20 - Insurance Providers</a>	<a href="#">B80 - Student Services</a> <a href="#">K34 - Congregate Meals</a> <a href="#">K30 - Food Programs</a> <a href="#">N20 - Camps</a> <a href="#">B90 - Educational Services</a> <a href="#">G98 - Voluntary Health Associations &amp; Medical Disciplines: Pediatrics</a> <a href="#">W80 - Public Utilities</a> <a href="#">R30 - Intergroup &amp; Race Relations</a> <a href="#">B12 - Education: Fund Raising &amp; Fund Distribution</a>	<a href="#">P84 - Ethnic &amp; Immigrant Centers</a> <a href="#">E91 - Nursing Facilities</a> <a href="#">B99 - Education N.E.C.</a> <a href="#">J22 - Job Training</a> <a href="#">P30 - Children &amp; Youth Services</a> <a href="#">Z02 - Unknown: Management &amp; technical assistance</a> <a href="#">T90 - Named Trusts N.E.C.</a> <a href="#">P99 - Human Services N.E.C.</a> <a href="#">S99 - Community Improvement &amp; Capacity Building N.E.C.</a>
--	---	---

Form **990**  
Department of the Treasury  
Internal Revenue Service

# Return of Organization Exempt From Income Tax

Under section 501(c), 527, or 4947(a)(1) of the Internal Revenue Code (except black lung benefit trust or private foundation)

The organization may have to use a copy of this return to satisfy state reporting requirements.

OMB No 1545-0047

**2006**

Open to Public Inspection

A For the 2006 calendar year, or tax year beginning

and ending

B Check if applicable

- ☐ Address change  
☒ Name change  
☐ Initial return  
☐ Final return  
☐ Amended return  
☐ Application pending

Please use IRS label or print or type See Specific Instructions

C Name of organization

FAY BICCARD GLICK NEIGHBORHOOD CENTER  
AT CROOKED CREEK

Number and street (or P.O. box if mail is not delivered to street address)

2990 WEST 71ST STREET

City or town, state or country, and ZIP + 4

INDIANAPOLIS, IN 46268

Section 501(c)(3) organizations and 4947(a)(1) nonexempt charitable trusts must attach a completed Schedule A (Form 990 or 990-EZ).

D Employer identification number

35-1738809

E Telephone number

317-293-2600

F Accounting method

☐ Cash ☒ Accrual

☐ Other (specify)

G Website: WWW.FBGCROOKEDCREEK.ORG

J Organization type (check only one) ☒ 501(c) ( 3 ) (insert no ) ☐ 4947(a)(1) or ☐ 527

K Check here ☐ if the organization is not a 509(a)(3) supporting organization and its gross receipts are normally not more than \$25,000. A return is not required, but if the organization chooses to file a return, be sure to file a complete return.

H and I are not applicable to section 527 organizations

H(a) Is this a group return for affiliates? ☐ Yes ☒ No

H(b) If "Yes," enter number of affiliates N/A

H(c) Are all affiliates included? N/A ☐ Yes ☐ No (If "No," attach a list.)

H(d) Is this a separate return filed by an organization covered by a group ruling? ☐ Yes ☒ No

I Group Exemption Number N/A

L Gross receipts: Add lines 6b, 8b, 9b, and 10b to line 12

980,682.

M Check ☐ if the organization is not required to attach Sch. B (Form 990, 990-EZ, or 990-PF).

## Part I Revenue, Expenses, and Changes in Net Assets or Fund Balances

1 Contributions, gifts, grants, and similar amounts received:

a Contributions to donor advised funds

b Direct public support (not included on line 1a)

c Indirect public support (not included on line 1a)

d Government contributions (grants) (not included on line 1a)

e Total (add lines 1a through 1d) (cash \$ 372,128. noncash \$ 129,859. )

2 Program service revenue including government fees and contracts (from Part VII, line 93)

1a	
1b	457,397.
1c	
1d	44,590.

1e	501,987.
2	103,599.

## NCCS - Geographic Search

Enter a Zipcode (5 digits), County Name (e.g., "Lincoln"), MSA or State Abbreviation in the box below or select a state from the list below. Leave blank for the United States.

Name:

State:

Nonprofit activity area:

### Optional:

Enter an NTEE code or a list of codes separated by commas to limit the organizations included.

NTEE purpose/activity code:  [Click here to list or search.](#)

Reset

Submit

### Search tips:

- Type in any part of the name of a geographic region: a zipcode, state name, city, etc.
- To see national totals only, type US.





Click [here](#) to learn more about measuring community capacities and needs, or [here](#) for notes on data sources and methodology.

Metropolitan Statistical Areas (MSAs) are defined using the circa 2000 boundaries.

Summary Views	
<a href="#">Overview</a>	<a href="#">Foundations</a>
<a href="#">Bonding Social Capital</a>	<a href="#">Congregations</a>
<b>Basics (2000)</b>	
1. Name	Indianapolis, IN MSA
2. State	
3. Population	1,607,486
4. Avg. household income	58,392
5. Median household income	45,548
Population Segments: By Age, Race and Ethnicity (2000)	
6. Number of children under 5	119,753
7. Number of children ages 5-17	307,230
8. Number of adults, 18-64	1,004,765
9. Number of elderly	175,738
10. Number of black non-Hispanics	221,640
11. Number of Hispanics	41,056
12. Number of Asians	18,974
13. Number of Native Americans (non-Hispanic)	3,989
<b>Community Needs: Unemployment, Poverty, Education &amp; Disability (2000)</b>	
14. Unemployment rate	4.39
15. Number in poverty	134,618
16. % in poverty	8.37
17. Number of children in poverty	46,767
18. % of children in poverty	10.95
19. Number of elderly in poverty	12,290
20. % without high school diploma (over 25 years old)	16.03
21. % with disability, ages 5-15	6.14
22. % with disability, ages 16-64	18.43
23. % with disability, ages 65 & over	42.64
<b>Community Resources: Households and Organizations</b>	
Households (2000)	

29. Percentage reporting contributions	85.51
30. Total AGI (\$ thousands)	40,382,262
31. Total contributions (\$ thousands)	934,713
32. Contributions as a % of AGI	2.31
Household Giving (2005)	
33. Number of households	801,833
34. Number of households itemizing deductions	303,156
35. % of households itemizing	37.81
36. Percentage reporting contributions	85.37
37. Total AGI (\$ thousands)	43,002,270
38. Total contributions (\$ thousands)	1,013,298
39. Contributions as a % of AGI	2.36
Nonprofit Public Charity Activities (2006)	
40. Number of organizations filing annually	2,164
41. Private contributions & government grants	1,326,907,081
42. Total revenue	8,973,238,149
43. Total expenses	8,233,274,646
44. Total assets	17,452,931,194
Nonprofit Public Charity Activities per Capita (2006)	
45. Number of organizations (per 10,000 persons)	13.46
46. Private contributions & government grants	825
47. Total revenue	5,582
48. Total expenses	5,122
49. Total assets	10,857
Clubs, Sports, and Other Mutual Benefit or Social Bonding Organizations (2008)	
50. Number of organizations	2,253
51. Number of Form 990 filers	847
52. Total revenue	1,070,671,861
53. Total assets	1,314,529,435
Clubs, Sports, and Other Mutual Benefit or Social Bonding Organizations per Capita (2008)	
54. Number of organizations per 10,000 persons	14.02
55. Number of 990 filers per 10,000 persons	5.27
56. Total revenue per capita	666.05
57. Total assets per capita	817.75

Business Master Files: BMF 10/2008 501c3 ▼

 Report Search Table Stats Analyze Extract Dictionary

Group Variables

Columns/Calculations

Options

Filter

Run Report

## Group Variable Selection

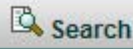
- ☐ **Simple summary:** Do not break calculations out by a variable.
- ☐ **One variable:** Calculate for each value of one specified variable and the overall total, e.g., a frequency report.
- ☐ **Two Variables, Crosstab:** First variable in rows, second in columns.
- ☐ **Two Variables, Hierarchical:** Two-level hierarchical report. The first variable gives sections, the second subsections.
- ☐ **Three Variables:** Three-level hierarchical report, e.g., for each year, all months, and for each month, all days.



Clear Form



## Business Master Files: BMF 10/2008



Group Variables

First Group

Columns/Calculations

### Group Variable Selection

- ☐ **Simple summary:** Do not break calculations out by
- ☒ **One variable:** Calculate for each value of one spec
- ☐ **Two Variables, Crosstab:** First variable in rows, se
- ☐ **Two Variables, Hierarchical:** Two-level hierarchica
- ☐ **Three Variables:** Three-level hierarchical report, e.

First Variable:

### Pick a Variables

Click on a variable to select it.

#### Basic Info

**EIN** - Employer identification number.

**NAME** - Organization name.

**STATE** - Two-letter state abbreviation.

**NTEE1** - NTEE major group (A-Z)

**NTEEC** - NTEEC classification

**ADDRESS** - Address

**CITY** - City

**ZIP** - ZIP code.

**zip5** - First 5 digits of zip code

**FIPS** - County FIPS code ([list](#))

**MSA\_NECH** - Metropolitan Statistical Area (NCCS file)

**PMSA** - Primary Metropolitan Statistical Area

**TAXPER** - Ending date for tax period of financial data. Core files for 1997 on are in "yyyymm" format (199412=Dec. 1994). Earlier years use 2-digit year ("9412").

**outnccs** - Out-of-scope (IN/OUT) (see OUTREAS doc. for details)

**OUTREAS** - Reason why out of scope

**Filer** - Filed 990 return within 24 months of BMF file? (Y/N)

#### Classification

**SUBSECCD** - IRS subsection code (03=501(c)(3), etc.)

**ntmaj5** - Major subsector (5)

**ntmaj10** - 10 NTEE major groups

**ntmaj12** - 12 NTEE major groups: ntmaj10 plus higher education (ED) and hospitals (EH)

Business Master Files: BMF 10/2008 501c3 ▼

Report

Search

Table

Stats

Analyze

Extract

Dictionary

Group Variables

First Group

Columns/Calculations

Options

Filter

Run Report

### Group Variable: cTotRev






Total Revenue from most recent Form 990 (Part I, line 12 on Form 990; Part I, line 9 on Form 990-EZ; or Part I, line 12(a) on Form 990-PF)

- ☒ Use the normal values of this variable.
- ☐ Sign (Less than zero, zero, or greater than zero).
- ☒ Ranges defined as follows:

Pick a Predefined Range ▼

- |                 |   |                        |
|-----------------|---|------------------------|
| 1. Range up to: | <input type="text" value="10,000"/>     | < 10,000               |
| 2. Range up to: | <input type="text" value="25,000"/>     | >= 10 and < 25,000     |
| 3. Range up to: | <input type="text" value="100,000"/>    | >= 25 and < 100,000    |
| 4. Range up to: | <input type="text" value="1,000,000"/>  | >= 100 and < 1,000,000 |
| 5. Range up to: | <input type="text" value="10,000,000"/> | >= 1 and < 10,000,000  |
| 6. Range up to: | <input type="text" value=""/>           | >= 10,000,000          |
| 7. Range up to: | <input type="text" value=""/>           |                        |
| 8. Range up to: | <input type="text" value=""/>           |                        |
| 9. Range up to: | <input type="text" value=""/>           |                        |

Business Master Files: BMF 10/2008 501c3 ▼

 Report Search Table Stats Analyze Extract Dictionary

Group Variables

First Group

Columns/Calculations

Options

Filter

Run Report

## Columns / Calculations

## Columns / Calculation #1

*Counts of observations automatically included.*

## Columns / Calculation: #2

Calculate: Sum ▼

Variable: cTotRev

Pick Variable

Label: Total Revenue

Save

Clear

Add Column / Calculation #3

Clear Form

[Home](#)

- [Business Master Files](#)
- [Core Data](#)
- [Statistics of Income](#)
- [Digitized Data](#)
- [Other Files](#)
- [Lookup Tables](#)
- [NCCS Master](#)
- [Arts Organizations](#)
- [Prior Versions](#)
- [Administration](#)
- [Project Management](#)

collapse

Business Master Files: BMF 10/2008 501c3

[Report](#)
[Search](#)
[Table](#)
[Stats](#)
[Analyze](#)
[Extract](#)
[Dictionary](#)

## NCCS Data Web: BMF 10/2008 501c3









































































































































	Observations		Gross receipts	
ADVANCE	3	0.0%	103,508	0.0%
AGNOLA	1	0.0%	211,378	0.0%
AKRON	7	0.0%	29,514	0.0%
ALBANY	10	0.0%	2,521,160	0.0%
ALBION	38	0.2%	3,909,792	0.0%
ALEXANDRIA	27	0.1%	2,449,778	0.0%
AMBIA	1	0.0%	0	0.0%
AMBOY	3	0.0%	55,835	0.0%
AMO	2	0.0%	0	0.0%
ANDERSON	1	0.0%	0	0.0%
ANDERSON	285	1.3%	451,046,345	1.0%
ANDREWS	6	0.0%	0	0.0%
ANGOLA	89	0.4%	125,654,442	0.3%
ANNAPOLIS	1	0.0%	0	0.0%
ARCADIA	6	0.0%	26,580	0.0%

## Core Data

NCCS Core Data Files capture approximately one-quarter of the fields from IRS Forms 990, 990-EZ, and 990-PF filed annually by nonprofit organizations dating back to 1989. Sample forms with labeled field names are available: [1996 IRS Form 990](#); [2004 IRS Form 990](#); [2004 IRS Form 990 Schedule A](#); [2006 IRS Form 990](#); and [IRS Form 990-PF](#).

Use the Data Dictionary Tool to view data dictionaries for specific files. Detailed technical information on the files can be found at [here](#).

### Public Charities

<b>Core 1999 Public Charities Sample</b>	       	Sample Core 1999 data -- a random sample of approximately 2,000 records out of the roughly 200,000 records in the complete file. Use for learning or testing only.
<b>Core 2006 PC</b>	       	Circa 2006 Form 990 and Form 990-EZ data for 501(c)(3) public charities
<b>Core 2005 PC</b>	       	Circa 2005 Form 990 and Form 990-EZ data for 501(c)(3) public charities
<b>Core 2004 PC</b>	       	Circa 2004 Form 990 and Form 990-EZ data for 501(c)(3) public charities
<b>Core 2003 PC</b>	       	Circa 2003 Form 990 and Form 990-EZ data for 501(c)(3) public charities
<b>Core 2002 PC</b>	       	Circa 2002 Form 990 and Form 990-EZ data for 501(c)(3) public charities
<b>Core 2001 PC</b>	       	Circa 2001 Form 990 and Form 990-EZ data for 501(c)(3) public charities
<b>Core 2000 PC</b>	       	Circa 2000 Form 990 and Form 990-EZ data for 501(c)(3) public charities
<b>Core 1999 PC</b>	       	Circa 1999 Form 990 and Form 990-EZ data for 501(c)(3) public charities
<b>Core 1998 PC</b>	       	Circa 1998 Form 990 and Form 990-EZ data for 501(c)(3) public charities
<b>Core 1997 PC</b>	       	Circa 1997 Form 990 and Form 990-EZ data for 501(c)(3) public charities
<b>Core 1996 PC</b>	       	Circa 1996 Form 990 and Form 990-EZ data for 501(c)(3) public charities
<b>Core 1995 PC</b>	       	Circa 1995 Form 990 and Form 990-EZ data for 501(c)(3) public charities
<b>Core 1994 PC</b>	       	Circa 1994 Form 990 and Form 990-EZ data for 501(c)(3) public charities
<b>Core 1993 PC</b>	       	Circa 1993 Form 990 and Form 990-EZ data for 501(c)(3) public charities
<b>Core 1992 PC</b>	       	Circa 1992 Form 990 and Form 990-EZ data for 501(c)(3) public charities
<b>Core 1991 PC</b>	       	Circa 1991 Form 990 and Form 990-EZ data for 501(c)(3) public charities



## Extract Data

- Download data in the format of your choice
- Download all records or apply a filter
- Select a few variables, variable groups, or all variables
- Formats include Excel, SAS, Stata, SPSS, dBase, and a variety of ASCII formats (e.g., for Microsoft Access)
- Compressed (gzip) file produced for quick download
- No email clog: customized data dictionary & link to data



# A Sample Excel Extract

Microsoft Excel - N100171.xls

File Edit View Insert Format Tools Data Mjs Window Help Acrobat

100%

D:\Documents and Settings\TPollak\Local Settings\Temp\~\ZMTEM

Prompt

A1	= EIN							
A	B	C	D	E	F	G	H	
EIN	NAME	STATE	NTEEC	ADDRESS	ZIP5			
132960856	POTOMAC THEATRE PROJECT INC	MD	A65	1014 ROBROY DR	20903			
237003491	CHILDRENS THEATRE OF ANNAPOLIS INC	MD	A65	PO BOX 1785	21404			
237004132	BALTIMORE ACTORS THEATRE INC	MD	A65	36 E 25TH ST	21030			
237050146	BRISTOL PLAYERS INC	MD	A65	251 S ANN ST	21231			
237063697	COMMUNITY PLAYERS OF SALISBURY INC	MD	A65	PO BOX 2431	21802			
237067277	ROCKVILLE LITTLE THEATRE INC	MD	A65	PO BOX 4466	20849			
237074203	COLONIAL PLAYERS INCORPORATED	MD	A65	108 EAST ST	21401			
237305018	FREDERICKTOWNE PLAYERS INC	MD	A65	PO BOX 1479	21702			
237392996	PRINCE GEORGES LITTLE THEATRE INC	MD	A65	6016 PRINCESS GARDEN PKY	20784			
510207577	LEAGUE OF HISTORIC AMERICAN THEATRES	MD	A65	616 WATER ST STE 320	21202			
520780194	CENTER STAGE ASSOCIATES INC ENDOWMENT FUND	MD	A65	700 N CALVERT ST	21202			
521035015	HOWARD COUNTY SUMMER THEATRE INC	MD	A65	6281 SANDPIPER CT	21075			
5211149571	OLNEY THEATRE CORPORATION	MD	A65	2001 OLNEY SANDY SPRING RD	20830			
521191001	PORT TOBACCO PLAYERS INC	MD	A65	PO BOX 2030	20646			
521289737	ROUND HOUSE THEATRE INC	MD	A65	12210 BUSHEY DR	20902			
521295004	PUMPKIN THEATRE OF BALTIMORE INC	MD	A65	8415 BELLONA LN STE 115	21204			
521296838	TRED AVON PLAYERS INC	MD	A65	PO BOX 444	21654			
521320986	PUPPET CO	MD	A65	7300 MACARTHUR BLVD	20812			
521350573	THE CHURCH HILL THEATRE INC	MD	A65	PO BOX 91	21623			
521365500	KINETICS DANCE THEATRE INC	MD	A65	3280 PINE ORCHARD LN	21042			
521373733	THE OCEAN PINES PLAYERS	MD	A65	15 MIST FLOWER RD	21811			
521457928	THE MONTGOMERY PLAYHOUSE INC	MD	A65	PO BOX 3490	20885			
521544414	CUMBERLAND SUMMER THEATER	MD	A65	101 103 N JOHNSON ST	21502			
521582797	CROSSROADS PRODUCTIONS INC	MD	A65	R 1550 CATON CENTER DR STE E	21227			
521593239	THE EVERYMAN THEATRE INCORPORATED	MD	A65	1727 N CHARLES ST	21201			
521608933	GARRETT LAKES ART FESTIVAL INC	MD	A65	PO BOX 151	21541			
521646872	POTOMAC THEATRE COMPANY INC	MD	A65	10113 RIVER RD FL 2	20854			
521735685	COMMUNITY ARTS PROJECT INC	MD	A65	PO BOX 31790	21201			
521805890	AXIS THEATRE OF MARYLAND INC	MD	A65	3600 CLIPPER MILL RD STE 114	21211			
521855964	THE BALTIMORE SHAKESPEARE FESTIVAL INC	MD	A65	1420 N CHARLES ST STE 347	21201			
521857223	BENEATH MY WINGS PRODUCTIONS INC	MD	A65	6910 FOX CHASE RD	21774			
521915476	EAST WEST DANCE THEATRE INC	MD	A65	11631 PLEASANT MEADOW DR	20878			
521938666	PASADENA THEATRE COMPANY	MD	A65	PO BOX 1801	21060			
521961488	CHEVERLY YOUNG ACTORS GUILD	MD	A65	5801 DEWEY ST	20785			
521999917	MARYLAND HIGH SCHOOL THEATRE INC	MD	A65	5801 DEWEY ST	20785			

Sheet1

Ready

NUM



# Community Asset Mapping

- Discovering Community Power: A Guide to Mobilizing Local Assets and Your Organization's Capacity
- A Community-Building Workbook from the Asset-Based Community Development Institute, Northwestern University
- <http://www.sesp.northwestern.edu/images/kelloggabcd.pdf>
- Kretzmann and McKnight

## Community Inventory: Needs, Assets/Resources and Knowledge in Montgomery County, MD

Menu	My Community							
<b>My Community</b> My City or Town My Neighborhood My Block My School	<b>Resources:</b>	<b>Organizations</b>	<b>Programs</b>	<b>Events</b>	<b>Places</b>	<b>Needs:</b>	<b>Needs</b>	<b>Login</b>
<b>A Wider World</b> My State U.S. International	Click on an organization's name to learn more.							
<b>Special Populations</b> Children Elderly Low Income Disabled	<b>Public Charities</b>							
<b>KnowledgeBase</b> How to find community assets What does your community need? What opportunities are being missed? Collaborate using the Web How to survey your neighbors Developing a program Collaborating with organizations Leadership Skills: Team-Building Leadership Skills: Project Management Model Programs: Community-Building Model Programs: Serving	<b>Name</b>	<b>Address</b>	<b>City</b>	<b>Zipcode</b>	<b>Expenses</b>	<b>Total Assets</b>		
	<a href="#">Banor Housing Inc</a>	10400 Detrick Ave	Kensington	20895	999,272	2,076,411		
	<a href="#">Brave Dave Open Inc</a>	10907 Orleans Way	Kensington	20895	86,065	7,785		
	<a href="#">Camp Hill Square Development Corporation</a>	10400 Detrick Ave	Kensington	20895	475,057	1,595,686		
	<a href="#">Candlelighters Childhood Cancer Foundation</a>	PO Box 498	Kensington	20895	281,699	538,589		
	<a href="#">Catholic Coalition for Special Education Inc</a>	PO Box 673	Kensington	20895	83,085	81,748		
	<a href="#">Crossway Community Inc</a>	3015 Upton Drive	Kensington	20895	1,609,041	161,676		
	<a href="#">Divine Mercy Corporation</a>	3717 Decatur Ave	Kensington	20895	99,989	113,671		
	<a href="#">Eastern Region Public Media</a>	PO Box 615	Kensington	20895	103,942	51,295		
	<a href="#">Estonian American National Council Inc</a>	9814 Hill St	Kensington	20895	118,249	1,386,974		
	<a href="#">First Tee of Montgomery Inc</a>	PO Box 18	Kensington	20895	115,288	92,818		
	<b>More...</b>							
	<b>Clubs, Sports, and Other Mutual Benefit or Social Bonding Organizations</b>							
	<b>Name</b>	<b>Address</b>	<b>City</b>	<b>Zipcode</b>	<b>Gross Receipts</b>	<b>Total Assets</b>		
	<a href="#">4-H Clubs &amp; Affiliated 4-H Organizations</a>	2812 Jutland Rd	Kensington	20895	0	0		
	<a href="#">Canoe Cruisers Association of Greater Washington D C Inc</a>	11301 Rockville Pike	Kensington	20895	0	0		
	<a href="#">First Tee of Montgomery Inc</a>	PO Box 18	Kensington	20895	141,107	92,818		
	<a href="#">Pentagon Skating Teams Inc</a>	PO Box 372	Kensington	20895	29,381	180		
	<a href="#">The Recreation and Revitalization Connection Inc</a>	9721 Connecticut Ave	Kensington	20895	0	0		
	<a href="#">Vincent B Terlep Memorial Golf Classic Corporation</a>	4313 Ambler Dr	Kensington	20895	0	0		
	<a href="#">Youth Activism Project</a>	3909 Prospect St	Kensington	20895	20,917	40,320		
	<b>More...</b>							
	<b>Congregations and Other Religious Organizations</b>							
	<b>Name</b>	<b>Address</b>	<b>City</b>	<b>Zipcode</b>				
	<a href="#">Catholic Coalition for Special Education Inc</a>	PO Box 673	Kensington	20895				
	<a href="#">Divine Mercy Corporation</a>	3717 Decatur Ave	Kensington	20895				
	<a href="#">Hindu-American Foundation</a>	5268 Nicholson Ln Ste G	Kinsington	20895				

# Financial Analyzer

- Begin with IRS Form 990 data
- Supplement with audited financial statements or other information on operating revenue and expenses, etc.? (We could find in statements submitted by some orgs to State Charity Bureau, or give orgs option to include in their profiles.)
- Tool for financial management and long-range planning
- Organizations can create “peer groups” of similar organizations
- Standard report will compare an organization’s finances (and key financial ratios) with its peer group, field, or organizations of the same size within a field (using the NTEE codes)
- Build on ratios used in earlier Boston Foundation report
- *Include executive compensation info?*

# Financial Analyzer: Features

- Popup help
- Video and written guides to help boards and managers understand basics of financial analysis

# Shared Service Infrastructure

- Tools for helping organizations develop partnerships or share resources with other nonprofits, find consultants or other resources
  - Share HR, accounting, tech. or other “back office” staff or consultants. Share development/fundraising help. (Create a full-time job out of multiple part-time jobs)
  - Find lower cost options for insurance or supplies through bulk purchases (Mass. Nonprofit Network)
- Possible partners: Mass. CPA Society, VolunteerMatch, BoardNet, Craigslist
- Ideal platform could combine “realtime” listings from VolunteerMatch, Craigslist, Boardnet and others

# Service Delivery and Performance

- We begin with IRS Form 990 data on programs
- Organizations can enhance by creating “service delivery maps” showing where they provide services and more information on the specific type of clients served
- Organizations can code their programs and clients using the Nonprofit Program Classification system or NTEE Population codes to make it easy for users to find the right resources, even though organizations may use different language to describe the same service or population served.
- Output maps, organization and program lists.
- Compare service delivery in different areas
- Combine data from nonprofit organizations with data from congregations, informal organizations, and government
- Include standardized measures of program performance from Urban’s Outcome Indicators Project and other sources
- Future versions could integrate automatically with outcome measurement systems such as Social Solution’s ETO product.

# Mapping Tool – Find Org.

 **Urban Institute**

## Massachusetts Nonprofit Database

A partnership between The Boston Foundation and NCCS

[Home](#) | [Search](#) | [Contact](#) | [Help](#) | [Sign In](#) | [About](#)

## Search

[save current search criteria](#)

find organizations/individuals | [search by distance](#)

Enter almost any combination of search terms – each is optional.

Name

Street

Town ([select](#))

Zip Code ([select](#))

County ([select](#))

Industry Sectors  
([select](#))  [what's this?](#)

NTEE Code ([select](#))  [what's this?](#)

# Show Orgs by Location

 **Urban Institute**

## Massachusetts Nonprofit Database

A partnership between The Boston Foundation and NCCS

[Home](#) | [Search](#) | [Contact](#) | [Help](#) | [Sign In](#) | [About](#)

Home > Search > Results

**Search Results**   [save current search criteria](#)

468 records found.

☒ Active   ☐ Inactive   ☐ Any

results pages:   [1](#)   [2](#)   [3](#)   [4 of 47](#)   [next >](#)   [view all](#)   [modify search](#)

---

**A ADOLESCENT WELLNESS** - WELLESLEY, MA

**AFFORDABLE HOUSING MANAGEMENT TRAINING FOUNDATION TRACY JAMES A TTEE** - WELLESLEY, MA

**B AGUDAS ACHIM DEVELOPMENT CORPORATION** - WELLESLEY, MA

**C ALLIANCE FOR CHILDREN INC** - WELLESLEY HILLS, MA

**D ALMA J GOLDMAN CHARITABLE FOUNDATION GROSSMAN LOUISE F TTEE** - WELLESLEY, MA

**E ALPHA THETA CHAPTER OF SIGMA CHI INC** - WELLESLEY, MA

**F ALUMNI ASSOC OF AM CHAPTER PKS FRATERNITY INC ALUMNI ASSOC OF ALPHA MU CHAPTER** - WELLESLEY, MA

**G AMELIA PEABODY FOUNDATION** - WELLESLEY, MA

**H AMERICAN ARAB MEDIA FOUNDATION INC** - WELLESLEY, MA

**I AMERICAN BILTRITE CHARITABLE TRUST** - WELLESLEY HILLS, MA

---

# Organization Page



## Massachusetts Nonprofit Database

A partnership between The Boston Foundation and NCCS

[Home](#)[Search](#)[Contact](#)[Help](#)[Sign In](#)[About](#)

[Home](#) > [Search](#) > [Results](#) > Organization

### ADOLESCENT WELLNESS

[return](#)

#### ADOLESCENT WELLNESS

**Street Address:**

103 OLD COLONY RD  
WELLESLEY, MA 02481

**Postal Address:**

- same -

**County:** NORFOLK MA

**Year Established:** 2006

**Phone:**

**Fax:**

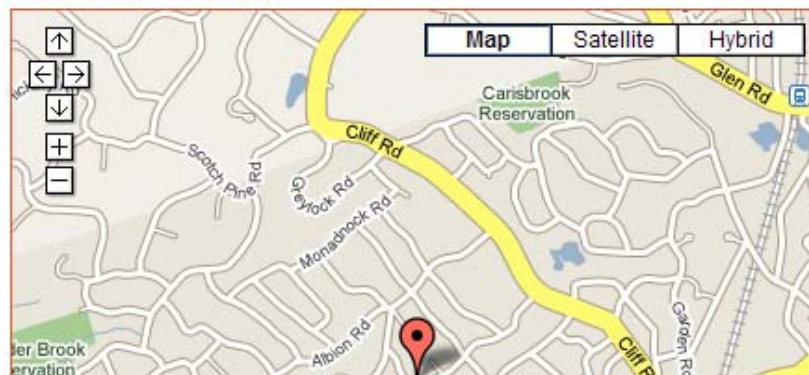
**Website:**

**Organization Description:**


**Organization Director:**

[submit correction](#)  
[add information](#)

[Define Service Area](#)



# Map a Service Area

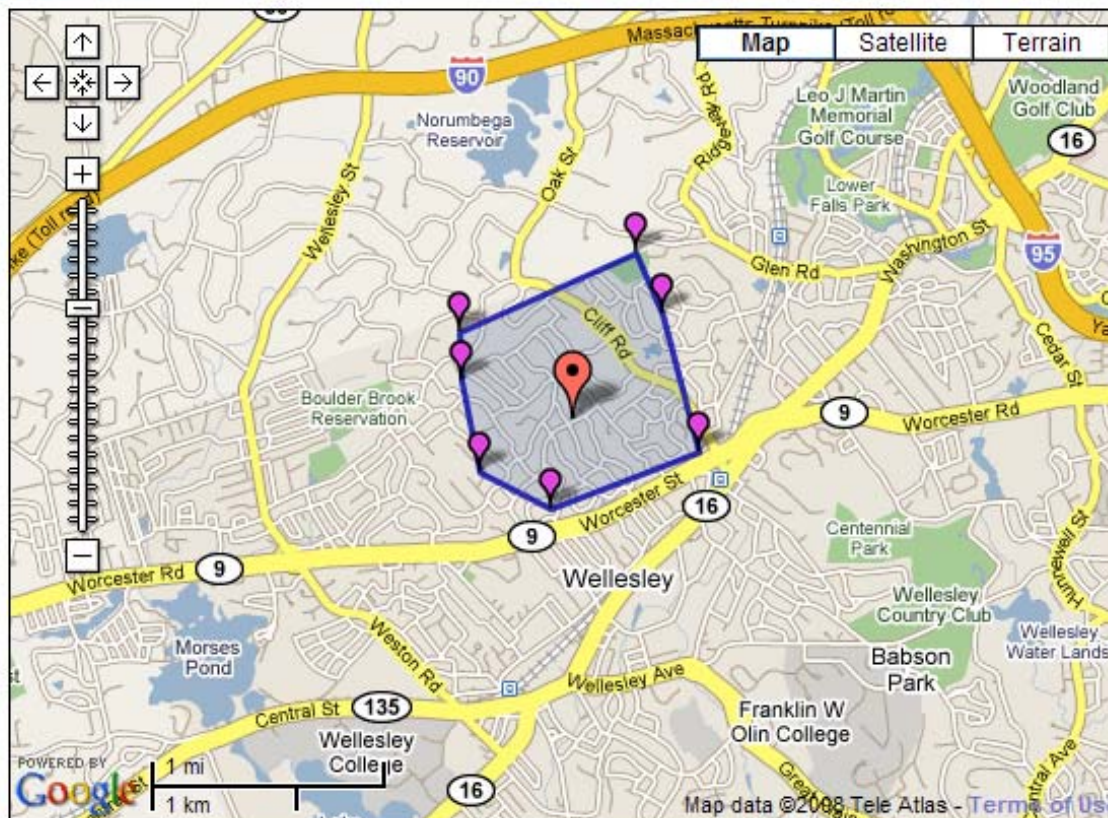


## Massachusetts Nonprofit Database

A partnership between The Boston Foundation and NCCS

[Home](#)[Search](#)[Contact](#)[Help](#)[About](#)

### Define Service Area



To define your organization's service area, draw the area by adding three or more points to the map.

To add a point, click anywhere on the map, then add more points sequentially by continuing to click at more locations on the map.

Once you have added a point, you can reposition it by placing your cursor on the marker, holding down your mouse button and dragging the marker to a new location.

To remove a point, click once on its marker.

To remove all points and start over, click on the "Clear Map" link below.

[Clear Map](#)

# Community Inventory

- Maps would overlay orgs (including congregations and governmental units) and their service delivery areas with neighborhood and community needs
- “Toolkit” to help neighborhoods and communities create community improvement or social capital-building projects:
  - Identify and prioritize community needs
  - Find nonprofit or government programs or resources
  - Coordinate efforts among nonprofits: Enlist local congregations and social service organizations to build a new playground, etc.
  - Sign up volunteers for a park clean-up, tutoring, visiting elderly shut-ins...
  - Plan events, ranging from cookouts to community services



# Getting Started

- **NCCS:** <http://nccs.urban.org>
- **“Data” menu**
- **Institutional Membership**
- **Individual Sign-Up & User Agreement**
- **Review background info**
  - One-Minute Tours on the Data Web
  - Guide to Using NCCS Data